








7. Troubleshooting

7-1 Self - diagnostic Functions (Buzzer Alarm)

If there is a problem during operation, the following error conditions are shown on the LED display, and the washing machine stops its operation.

Error	Condition	Buzzer	Solution
Water level sensor error 	Water level sensor fails to send signal for longer than 15 seconds.	The buzzer sounds five times with a 0.5sec. ON/0.5sec. OFF cycle.	Press the "Power" button. No other buttons work.
Auto - off error 	Power does not turn off despite 3 power-off trials by program	the buzzer sounds five times with a 0.5sec. ON/0.5sec. OFF cycle.	Press the "Power" button. Another buttons do not work.
Water supply error 	No frequency change for 60 minutes from water supply.	The buzzer sounds five times with a 0.5sec. ON/0.5sec. OFF cycle.	Press the "Power" button. No other buttons work.
Drain error 	Water level does not decrease to the reset point within 6 minutes from draining water.	The buzzer sounds five times with a 0.5sec. ON/0.5sec. OFF cycle.	Press the "Power" button. No other buttons work.
Door open error  Pressing "start" button stop the buzzer. No buttons work.	Door is open during dehydration cycle. Only to raise at spin.	The buzzer sounds five times with a 0.5sec. ON/0.5sec. OFF cycle.	Close the door.
Unbalance error  Pressing "start" button stops the buzzer. No other buttons work.	An unbalanced load is sensed three times during dehydration cycle.	The buzzer sounds five times with a 0.5sec. ON/0.5sec. OFF cycle.	Open the door. Balance the laundry. Close the door.
Overflow error  Put off the power and restart.	It takes place in case the over flow rises for three times.	The buzzer sounds five times with a 0.5sec. ON/0.5sec. OFF cycle.	Put off the power and restart.